



Agromet Advisory Bulletin for the District, Malappuram

(Valid from 26.07.2025 to 30.07.2025)

(Issued jointly by Kerala Agricultural University Regional Agricultural Research Station Pilicode & India Meteorological Department)



Bulletin Number: Pilicode/Mpm-59/2025

Date: 25/07/2025

A. Weather Summary of preceding three days




Rainfall, mm	Max. temp., °C	Min. temp., °C	R. H., %	Wind speed, Km/h
128.6	26.4 – 28.4	22.6 – 23.4	84 – 98	04 – 10


B. Weather forecast for next five days

Parameters	26-07-2025	27-07-2025	28-07-2025	29-07-2025	30-07-2025
Average Rainfall, mm	30	45	20	10	7
Max. Temp, °C	29	29	29	29	29
Min. Temp, °C	23	23	23	23	23
Max. Relative Humidity, %	96	96	96	96	96
Min. Relative Humidity, %	90	90	90	90	90
Wind speed, km/h	3	3	2	3	3
Wind direction, degrees	320	290	320	320	320
Total cloud cover, octa	8	8	8	7	8

C. Agrometeorological Advisories

Crop	Stages	Problems	Agro-meteorological advisories
General Condition	Isolated Heavy Rainfall**		
	The sky will be cloudy. High relative humidity will be experienced. The atmospheric temperature will come down.		
	There will be heavy to very heavy rainfalls on July 26 in isolated places.		
	There will be heavy rainfalls on July 27 in isolated places.		
Weather warning	Chances for isolated heavy rainfall on July 25.		
Impacts	<p>Difficulty in drying agricultural produce in open conditions.</p> <p>Chances for fall off of slender stemmed fruits and vegetables.</p> <p>Chances for water stagnation in the fields.</p>		
General Recommendations	<p>Drain the stagnating water from the cultivated areas where heavy water stagnations occurred due to the last five days heavy rainfalls</p> <p>Harvest all the ripened products if any quickly. Do not keep the harvested products in the field itself.</p> <p>Do not attempt to dry the products like rice, rubber, copra, pulses, vegetable seeds, etc directly under sun.</p>		

	<p>Give popping to all soft slender stemmed crops like banana, vegetables, climbers etc. Clean the drainage channels in crop lowlands to enable proper drainage of excess water in case of exigencies if any.</p> <p>Do not shelter the cattle in houses with weak structures.</p> <p>Keep animal feeds, seeds, fertilizers etc. in termite free and moist free rooms on elevated platforms coated with wooden panels.</p> <p>Avoid activities under open conditions while there is lightning. Also do not expose livestock to such unfavorable weather conditions.</p> <p>Seedlings of tree crops can be planted now. Ensure proper distance between the plants. The $\frac{2}{3}$ portions of the pits should be filled with mixture of topsoil and powdered dry cow dung/compost.</p> <p>Spraying should be done only if sufficient intervals are available between the rainfalls. Use sticking agents like</p>		
Rice	All stages	Blight	In places where flooding occurred, there are chances of appearing blight and decaying of plants. As a precautionary measure place perforated bags which contain bleaching powder (2kg/acre), on the face of entry of water into the fields.
Coconut	Newly planted seedlings	Water stagnation and decaying of growing bud (bud rot)	Do not allow water stagnation in the planted pits. Provide bunds around the pits to prevent the collection of runoff water in the pits. After the cessation of heavy rainfall, spray 1 % Bordeaux Mixture on the leaves and growing buds, only after mixing with a sticking agent to the fungicide.
Black pepper	All stages	Foot rot 	<p>As prophylactic measure, apply 150 gram of Trichoderma enriched neem cake - cow dung mixture in the basins of the vines and incorporate thoroughly with the soil.</p> <p>If disease already appeared, drench soil in the plant basins with Redomil 0.2% (2g/litre of water). Spray the same on the leaves also.</p>
Turmeric	1 to 2 months age	Shoot borer 	Spray Flubendiamide (Fame -1 ml in 10 litres of water) 2-3 times at weekly interval.
Banana	All stages	Sigatoka disease 	Cut and remove lower affected leaves and burn them outside the plantation. Never drop such cut leaves in the plantation. Spray Tilt or Contaf (@2ml/litre of water). Apply 20% extra potash, in addition to recommended dose, in the basins.

Livestock (Cows/Goats)	Any stage	Foot rot disease	Avoid water stagnation in and around the shelter houses. Adopt complete hygiene conditions for the animals. Wash the foot in 0.2% Potassium permanganate solution (2g potassium permanganate per litre of water) and dry the foot with cotton clothes.
Poultry (hen/duck)	Aged stage	Bumble foot 	<p>The disease is common on hen and duck due to the unhygienic floors.</p> <p>The bumble foot is identified by swelling, redness and black or brown scab on the bottom of the foot.</p> <p>Prevention: - Make sure that the shelter and environment is clean and hygiene. Provide soft floor for the mobility of birds. Bandage the infected foot with rock salt or Neosporin powder.</p>

**** Warning colour codes of rainfall (for disaster management)**

Warning (Take actions)	Alert (Be prepared)	Watch (Be updated)	No warning (No actions)
-------------------------------	----------------------------	---------------------------	--------------------------------

Sd/-
Nodal Officer,
GKMS Project, RARS Pilicode